

WILDFIRE AWARENESS TIPS

Immediate Things To Do BEFORE a Wildfire

1. Remove excess trees, dead trees and shrubs, and highly flammable shrubs. Remove leaves and pine needles from roofs, gutters and downspouts. (See www.firewise.org for information).

2. Prune low tree branches and mow dried grass.




3. Remove combustible items from around the house, such as woodpiles, patio furniture, barbecue grills, etc.

4. Develop a family disaster plan complete with escape routes and an emergency meeting place. (See www.redcross.org for information).

5. Have an emergency go-kit with supplies readily available. This should include prescription medication and back-up eye glasses/contacts.

6. Review your homeowners/renters insurance policy to ensure you have adequate coverage.



7. Arrange temporary housing outside of the threatened area.



8. Make arrangements for relocation of pets and animals. (See www.hsus.org/ace/14415).

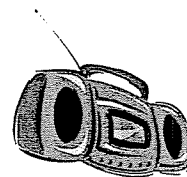
9. Place valuable papers and mementos in your car in case of evacuation.




WILDFIRE AWARENESS TIPS

10 Immediate Things To Do DURING a Wildfire

1. Stay tuned to your local radio and television stations for updates on evacuations.



2. Seal attic and ground vents.




3. Close all exterior doors, interior doors and windows.

4. Close all blinds and heavy drapes, but remove lightweight curtains.

5. Close all doors inside your home to prevent draft.


6. Open the damper on your fireplace, but close the fireplace screen.

7. Wet your roof and shrubs within 15 feet of your home.



8. Notify relatives and local officials that you have left your home and where you can be reached.

9. Turn on outside lights and leave a light on in every room. This allows the home to be more visible in heavy smoke.



10. Turn off the gas and pilot lights.





FEMA

What to do Before a Wildfire

If you see a wildfire, call 9-1-1. Don't assume that someone else has already called. Describe the location of the fire, speak slowly and clearly, and answer any questions asked by the dispatcher.

Before the Fire Approaches Your House

- Evacuate. Evacuate your pets and all family members who are not essential to preparing the home. Anyone with medical or physical limitations and the young and the elderly should be evacuated immediately.
- Wear Protective Clothing.
- Remove Combustibles. Clear items that will burn from around the house, including wood piles, lawn furniture, barbecue grills, tarp coverings, etc. Move them outside of your defensible space.
- Close/Protect Openings. Close outside attic, eaves and basement vents, windows, doors, pet doors, etc. Remove flammable drapes and curtains. Close all shutters, blinds or heavy non-combustible window coverings to reduce radiant heat.
- Close Inside Doors/Open Damper. Close all doors inside the house to prevent draft. Open the damper on your fireplace, but close the fireplace screen.
- Shut Off Gas. Shut off any natural gas, propane or fuel oil supplies at the source.
- Water. Connect garden hoses. Fill any pools, hot tubs, garbage cans, tubs or other large containers with water.
- Pumps. If you have gas-powered pumps for water, make sure they are fueled and ready.
- Ladder. Place a ladder against the house in clear view.
- Car. Back your car into the driveway and roll up the windows.
- Garage Doors. Disconnect any automatic garage door openers so that doors can still be opened by hand if the power goes out. Close all garage doors.
- Valuables. Place valuable papers, mementos and anything "you can't live without" inside the car in the garage, ready for quick departure. Any pets still with you should also be put in the car.

Preparing to Leave

- Lights. Turn on outside lights and leave a light on in every room to make the house more visible in heavy smoke.
- Don't Lock Up. Leave doors and windows closed but unlocked. It may be necessary for firefighters to gain quick entry into your home to fight fire. The entire area will be isolated and patrolled by sheriff's deputies or police.